



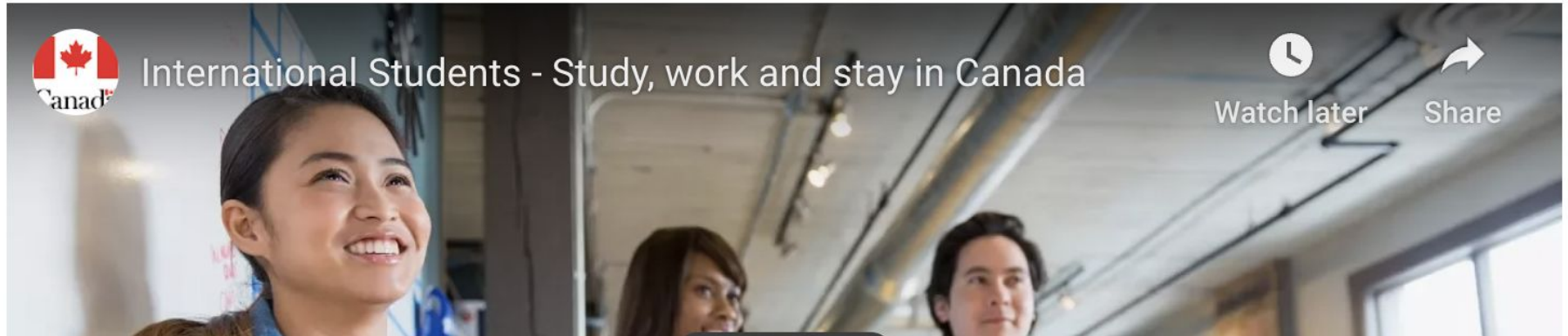
The Demonization of International Students

Yvonne Su, PhD
Centre of Refugee Studies

International Students: Study, work and stay in Canada

Learn how to apply all your Canadian educational credentials and work experience to pursuing a career and building a life in Canada. Discover your options at: canada.ca/international-students

 Share this video



'Out of control': Immigration minister says he wants to reduce international student arrivals

Marc Miller says the system, which currently brings 800,000 students a year to Canada, was not the cash cow for universities and colleges

By [Ryan Tumilty](#)

Published Jan 15, 2024 Last updated Jan 15, 2024 3 minute read [214 Comments](#)



Canada, facing housing shortage, to consider cap on international students

By Rod Nickel

January 13, 2024 9:40 PM GMT · Updated a year ago



Aa





Government
of Canada

Gouvernement
du Canada



MENU ▾

[Canada.ca](#) › [Immigration and citizenship](#) › [Newsroom](#)

Canada to stabilize growth and decrease number of new international student permits issued to approximately 360,000 for 2024

From: [Immigration, Refugees and Citizenship Canada](#)

News release

January 22, 2024—Ottawa—International students enrich our communities and are a critical part of Canada's social, cultural and economic fabric. In recent years, the integrity of the international



JACKSON SQUARE

MASS
DEPORTATIONS
NOW

KEEP TORONTO
MULTICULTURAL



STOP THE INDIAN
INVASION

KEEP TORONTO
MULTICULTURAL



No house, no job: Canadian dream turning into nightmare for Indian students

The housing crisis, coupled with lack of jobs and inflation, is making the lives of Indian students in Canada extremely difficult. Such is the situation that some are questioning if shifting to Canada at this moment should even be considered.



Ontario landlord wants you to share a bed with a stranger for \$550 a month rent



**Having to share bedrooms
with strangers is the new
thing due to Toronto's
unaffordability**



Home > Real Estate in Mississauga / Peel Region > Results for "indian female"

Listings for "indian female" in Real Estate in Mississauga / Peel Region



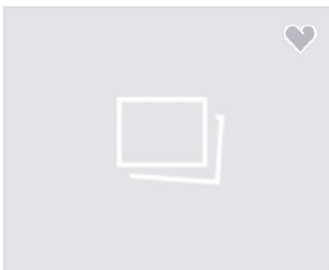
Looking for a Female roommate

Oakville | Yesterday

< 32 km

\$600.00

Hey ! Looking for a female roommate (Indian), for sharing a newly renovated private room in Oakville! Bathrooms will be share by 2 girls. Laundry room - Sharing with others
Furnished room, 2 mins ...




Basement room for rent GIRLS ONLY

Toronto | 22/04/2023

< 17 km

Please Contact

1 bedroom for rent in sharing GIRLS ONLY. 1 minutes walk from bus stop 10 minutes walk to grocery store Plaza *INTERNET, LAUNDRY, INCLUDING PLEASE CALL ONLY FOR MORE INFORMATION




Sharing Room for 2-girls International Students in Brampton

< 8 km

\$450.00

Brampton | 20/04/2023

Private Washroom, Big closet, Upper floor, Sharing Room for 2 Working girls International Students in Brampton-\$450. Includes Utilities and Wi-Fi. No Visitors allowed. No Parking. Send Name and ...




Room available

< 42 km

\$700.00

Guelph | < 22 hours ago

One room available for females near Guelph University in an Indian Punjabi family house. Shared kitchen and laundry all included.




Room for rent

< 15 km

\$800.00

East Credit | < 23 hours ago

For female only Urdu / Hindi / Arabic / South Indian speaking only. 500 in sharing room, Individual room 800. If interested, must drop your contact info with some details about yourself? Location ...




1 room for rent in 2 rooms apartment (only female)

< 6 km

Please Contact

Mississauga / Peel Region | < 12 hours ago

\$750 private room or \$\$1000 (price negotiated)for Two female students (shareing room, kitchen and bathroom) working professionals , Gujarati, Panjabi\$ Indian preferred, , moving 1-may 2023 or Near ...

 Beds: 2



\$535 each for 2 Females (bills, wifi included)

< 48 km

\$535.00

City of Toronto | < 6 hours ago

Available May 1st You must have a person you know to share the room with. Please do not contact if you are one person without someone to share with. -seeking 2 female Indian Tenants to share 1 large ...



Room for rent.

< 41 km

Please Contact

City of Toronto | < 6 hours ago

Room for rent. Only for female. One spot available from June 1st in sharing room. All utilities are included. Parking spaces is not available. Prifar Indian students as other girl from India. It's ...



POLITICS

'Alarming trend' of more international students claiming asylum: minister



By **Sean Boynton** • Global News

Posted September 22, 2024 11:00 am · Updated September 22, 2024 6:33 pm · **4 min read**

Immigration Minister defends screening security



Q SEARCH



WATCHLIST

THE GLOBE AND MAIL 

HOME FOR YOU | CANADA WORLD BUSINESS INVESTING PERSONAL FINANCE OPINI

Spike in international student asylum claims an abuse of study permits, experts warn

Editor's note: A previous version of this article included several incorrect figures significantly overstating the increase in asylum claims by international students. The overall increase over the past five years, originally published at 1,500 per cent, is 646 per cent. This version has been updated.

Figures from Immigration, Refugees and Citizenship Canada, obtained by The Globe, show that in 2018 there were 1,515 claims for asylum among international students with the number rising to 11,305 in 2023.

Number of Asylum Claims made between January 1, 2018 and December 31, 2023, that were previously approved for a study permit (excluding extensions), broken down by DLI and Year														
Designated learning Institution (DLI)	2018		2019		2020		2021		2022		2023		Grand Total	
	Asylum Claims	Study Permits Approved	Asylum Claims	Study Permits Approved	Asylum Claims	Study Permits Approved	Asylum Claims	Study Permits Approved	Asylum Claims	Study Permits Approved	Asylum Claims	Study Permits Approved	Asylum Claims	Study Permits Approved
Seneca College of Applied Arts and Technology	45	3,805	85	5,730	80	2,700	80	12,415	235	11,020	615	11,060	1,135	46,725
Niagara College Canada	20	3,675	85	2,265	75	1,125	70	3,310	150	4,465	530	5,585	930	20,425
Université du Québec à Trois-Rivières	20	885	35	1,575	55	735	110	1,690	175	1,330	305	2,360	700	8,575
Conestoga College	25	6,035	45	8,460	30	2,840	50	12,825	95	20,890	420	30,285	665	81,335
Cape Breton University	15	1,785	50	1,660	25	390	50	1,855	100	4,310	425	4,430	665	14,425
Centennial College	30	6,055	60	6,315	50	1,940	45	7,420	115	11,840	250	9,525	550	43,095
Université du Québec à Chicoutimi	10	930	30	1,270	15	515	25	1,575	95	1,895	325	2,990	500	9,175
International Language Academy of Canada	50	2,885	105	2,285	50	1,020	120	2,325	70	2,050	95	1,855	490	12,425
George Brown College	55	2,870	55	2,700	25	1,180	35	3,545	95	5,990	205	6,015	475	22,295
Regina including Campon College First Nations University of Canada and	45	1,645	85	1,530	30	430	35	1,125	70	1,750	200	2,975	470	9,455
Fanshawe College	45	4,075	75	4,835	30	1,935	65	6,635	105	8,805	145	8,840	465	35,125
La Cité collégiale	35	350	45	695	40	380	35	975	45	1,665	240	2,115	440	6,180
Laurentian University	25	285	50	290	15	155	50	265	75	625	215	1,530	430	3,145
Université Laval	25	1,575	30	1,840	15	960	35	1,990	75	2,420	240	3,560	420	12,345
University Canada West	10	840	65	1,725	60	1,350	40	5,180	55	9,760	160	13,795	390	32,645
College Institute of Technology and Advanced Learning Humber Lakeshore	35	3,140	40	3,895	40	1,385	35	5,395	80	6,890	140	7,765	370	28,470
York University	20	3,090	35	3,200	25	1,190	35	3,685	55	4,615	120	4,230	290	20,015
Université d'Ottawa University of Ottawa	20	2,180	40	2,590	20	1,250	20	3,045	55	3,240	120	3,150	275	15,455
University of Prince Edward Island	40	620	65	680	30	235	25	665	35	820	70	995	270	4,015
Université de Moncton	55	455	65	475	20	370	15	615	30	930	85	1,915	270	4,760
Institut Teccart 2003	10	645	20	855	15	415	15	565	20	850	170	1,970	245	5,305
Saint Mary's University	15	670	15	575	--	235	15	745	65	735	130	790	245	3,755
Toronto School of Management	0	175	15	470	20	255	45	1,130	65	1,145	100	1,155	240	4,330
The Sheridan College Institute of Technology and Advanced Learning	25	3,640	40	4,120	40	605	25	3,475	30	6,755	75	8,495	235	27,090
Université de Montréal	10	2,135	20	2,355	10	1,435	30	3,165	40	2,795	115	3,130	225	15,015
The Algonquin College of Applied Learning and Technology	35	1,985	30	2,050	20	650	25	2,045	40	3,890	70	5,185	220	15,805
Concordia University	20	3,320	40	2,885	30	1,420	25	4,060	35	3,615	70	2,860	220	18,160
University of Regina	20	2,005	30	2,000	20	1,200	20	1,200	35	4,075	120	4,000	240	15,000

Based on those headlines, what percentage of international students who came from 2018 to 2023 do you think applied for asylum?

Only 1% of all international students applied for asylum.

In 2024, based on IRCC data from 2018 to 2023. There were 23,970 asylum applications from international students across all of the years.

And a total of 1,545,800 study permits were given out.

$$23,970 / 1,545,800 = 1.5\%$$

Table 1
Highest asylum claims, 2018-2024

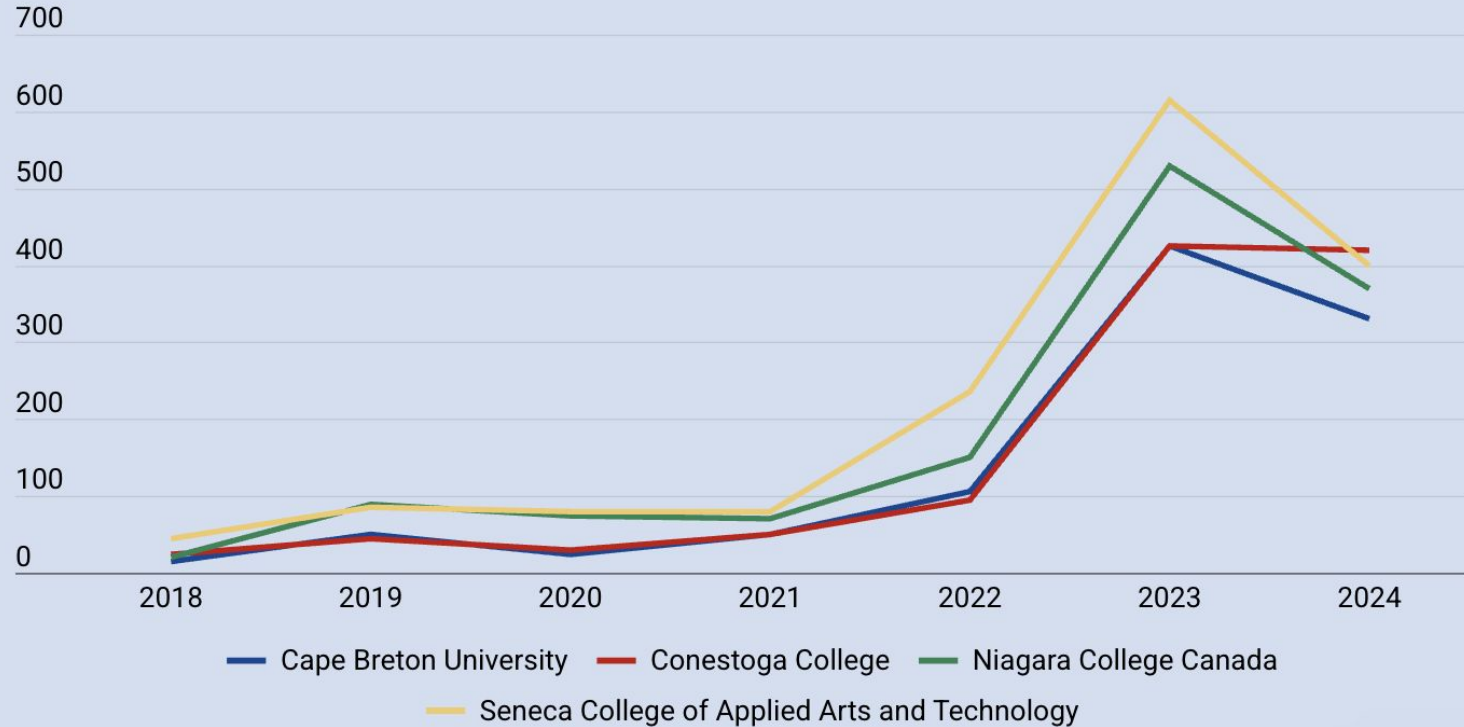
Designated learning institutions	Study permits approved, 2018-2024	Asylum claims, 2018-2024	Percentage of permit holders who applied for asylum
Seneca Polytechnic *	49,800	1,540	3%
Niagara College Canada	21,445	1,310	6%
Conestoga College	87,645	1,090	1%
Cape Breton University	15,265	1,000	7%

Note: Seneca rebranded in 2023. It is referred to as Seneca College on the institutions list.

Source: IRCC data from Oct. 3/24 on international students and asylum claims from 2018-2024.

Figure 1

Number of asylum claims by permit holders in four institutions, 2018-24



Source: IRCC data from Oct. 3/24 on international students and asylum claims from 2018-2024.

Table 2

Designated learning institutes with asylum rates higher than 30 per cent

Designated learning institute	Total study permits (excluding extensions) 2018-2024	Total asylum claims 2018-2024	Percentage of permit holders who applied for asylum
Canadian Technology College Inc.*	35	25	71%
Innovations in Business Solutions Inc.*	15	5	67%
Trebas Institute Ontario Inc.	125	55	44%
Maple Leaf Academy	25	10	40%
Canadian Imperial College	80	30	38%
DEA Canadian College	15	5	33%
Canadian Technical and Management College *	30	10	33%
College INSA	15	5	33%
York College of Applied Studies	15	5	33%
CCEC Canadian Career Education College Ltd.	815	263	33%
CIMT College	1,465	460	31%

Note: Institutions with asterisks are no longer on the designated list, and Canadian Technology College's website is non-functional.

Source: IRCC data from Oct. 3/24 on international students and asylum claims from 2018-2024.

In 2020, the Institute of Technology Development of Canada (ITD) had 10 study permits approved and 10 asylum claims made. In 2023, the Canadian Technology College had 10 study permits approved and 10 asylum claims made, while DEA Canadian College had five study permits approved and five asylum claims made.

More concerning is that while some institutions do not have a 100-per-cent asylum application rate among their study permit holders, their absolute numbers are high.

In 2024, CIMT College had 330 study permits approved and 280 asylum claims – an 85-per-cent rate.

The numbers are similar at the Canadian Career Education College, which had 265 study permits approved and 200 asylum claims made – a 75-per-cent rate. While it is unclear from the data what year the study-permit holders who applied for asylum got their study permits, the trend is worth examining.

The meltdown in Canada's refugee system


THE EDITORIAL BOARD

INCLUDES CORRECTION

PUBLISHED NOVEMBER 16, 2024

UPDATED NOVEMBER 18, 2024

FOR SUBSCRIBERS



New Narrative: International Asylum Seekers Causing Backlog

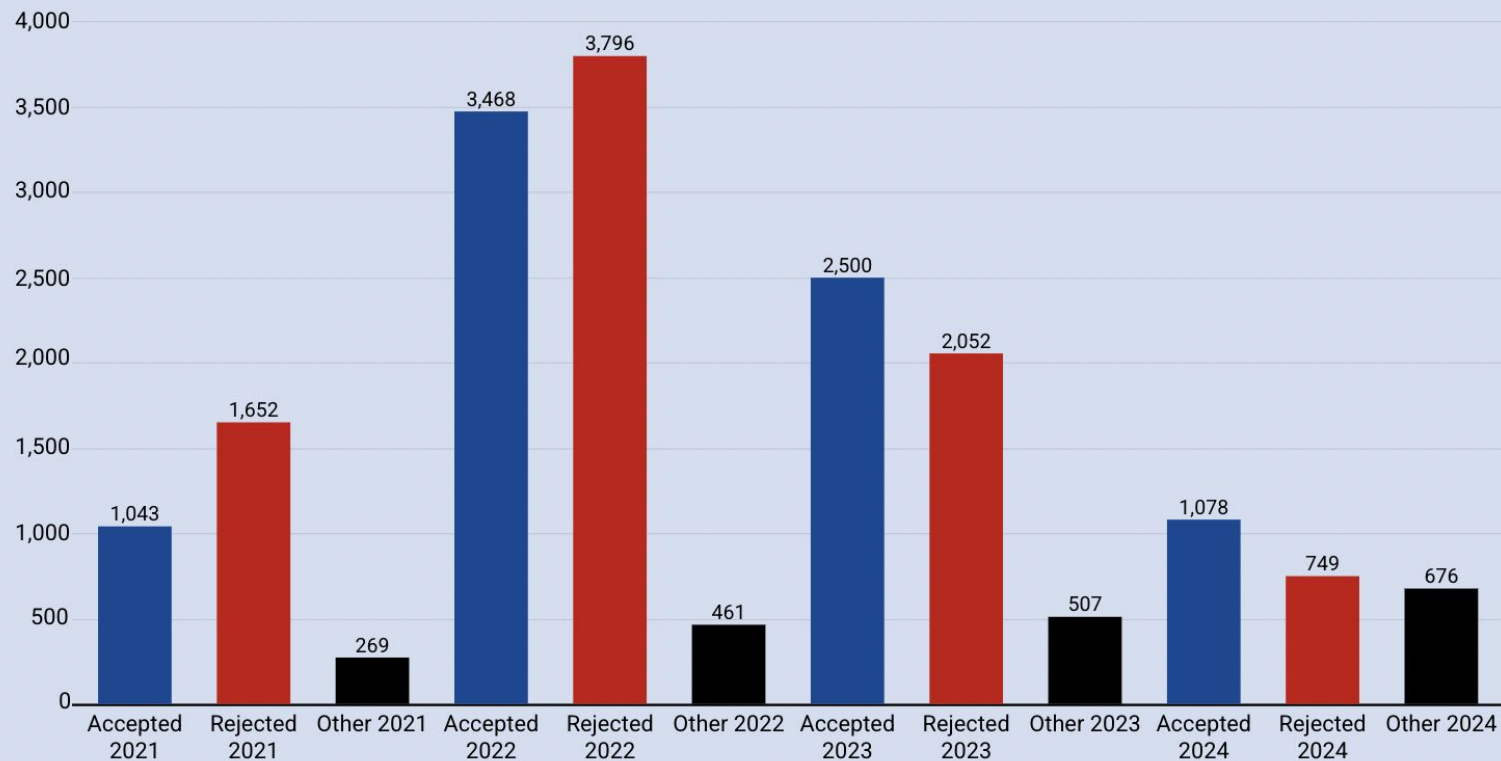
But context is important. The raw number of claims – **nearly 14,000 in 2024** – is routinely reported without context. But those claims account for 1.94 per cent of the 1.7 million international students in Canada since 2018. In other words, 98 per cent of international students **did not apply** for asylum.

I examined data from the **top three countries** where asylum claims in 2024 have come from: 1) India, 2) Nigeria, and 3) Bangladesh, looking at the last four years. The IRB database doesn't explain its decisions, but acceptance and rejection levels tend to vary depending on social and political unrest in countries abroad.

From 2021 to 2024, claims from Bangladesh were more often accepted than rejected. The country has struggled with democratic backsliding in recent years, and its government **fully collapsed** this summer after a popular uprising led to the **death of hundreds of protestors** at the hands of the police.

Figure 4

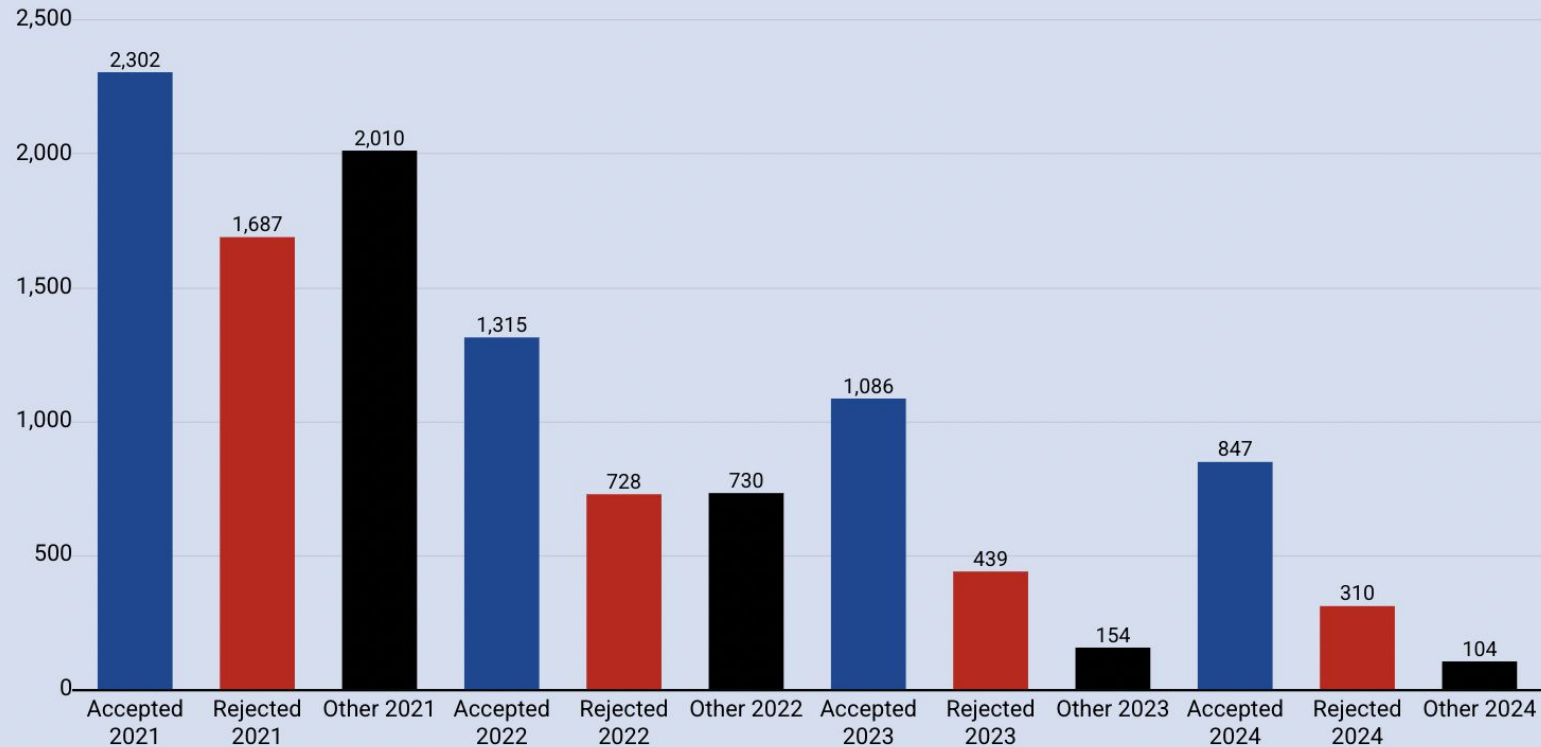
Asylum decisions 2021-2024 for claimants from India



Source: Immigration and Refugee Board of Canada.

Figure 3

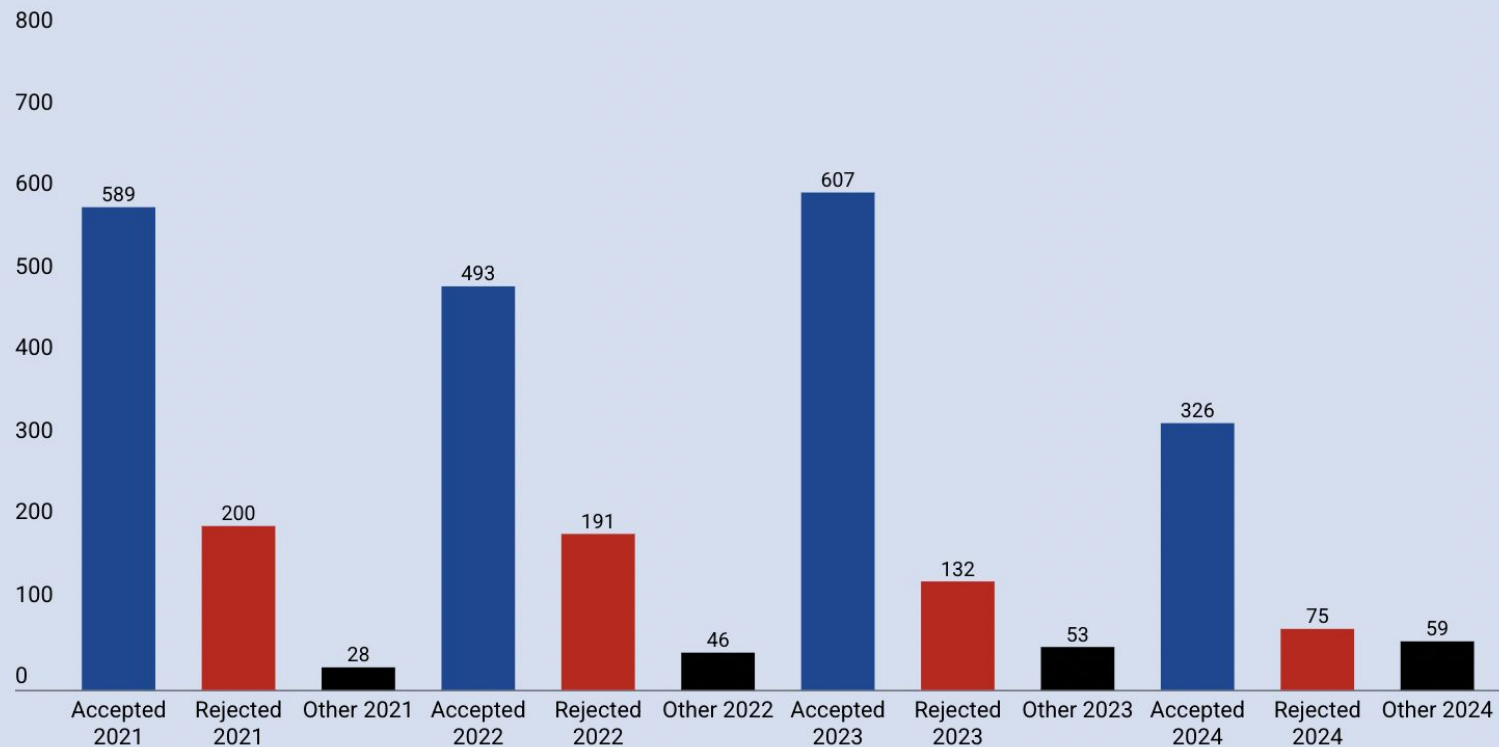
Asylum decisions 2021-2024 for claimants from Nigeria



Source: Immigration and Refugee Board of Canada.

Figure 2

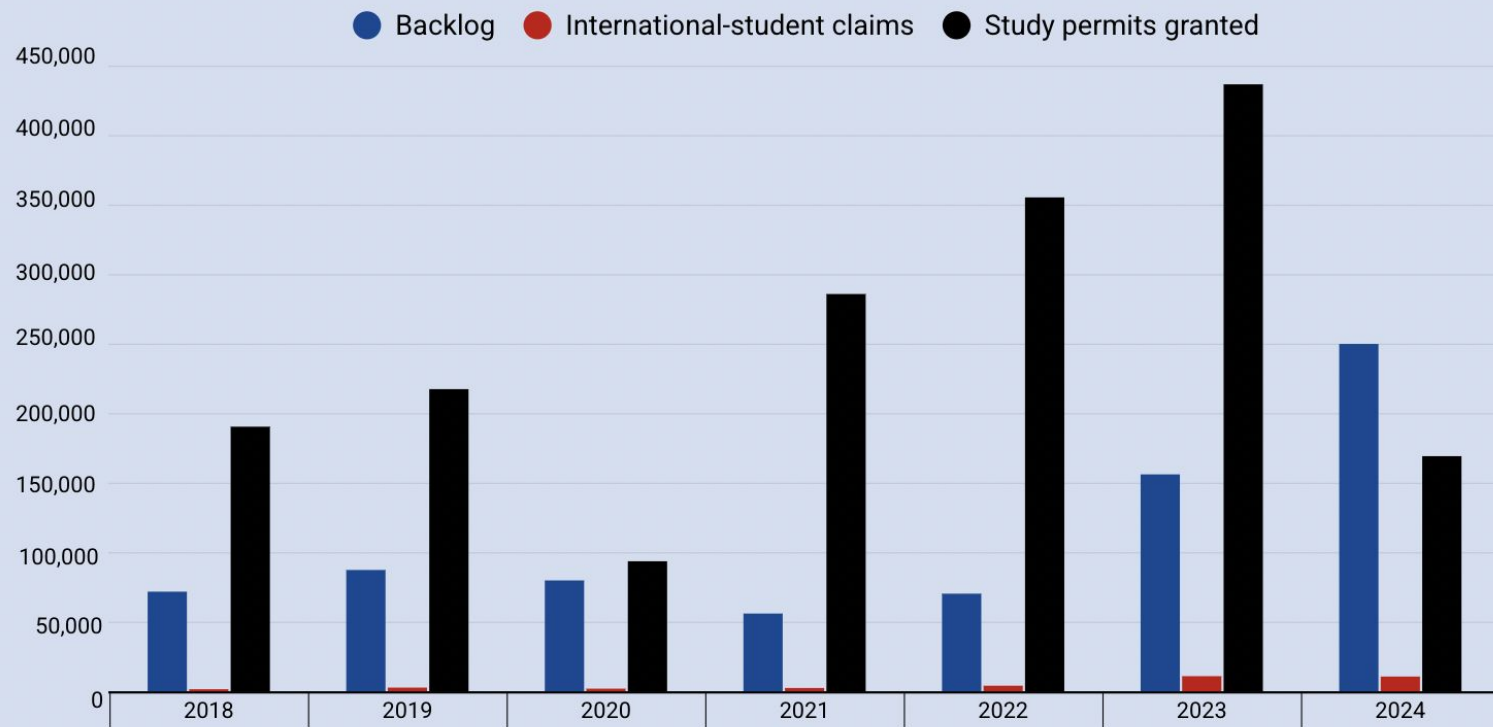
Asylum decisions 2021-2024 for claimants from Bangladesh



Source: Immigration and Refugee Board of Canada.

Figure 1

Backlog of asylum claims, international-student asylum claims and study permits granted, 2018-2023



Source: Immigration, Refugees and Citizenship Canada, and the Immigration and Refugee Board of Canada.

How to strengthen the system

- Penalize bad actors.
- Further enhance IRCC checks.
- Expedite asylum applications for international students.
- Add staffing to deal with the increase in claims.
- Better equip students.
- Get the full picture.

U of Regina international students say they felt numb, angry after being targeted in racist incident

Moshiur Samid says 4 men in car yelled racial insults at him and 2 friends, threw coffee at him last month



[Aishwarya Dudha](#) · CBC News · Posted: Jan 03, 2025 4:20 PM EST | Last Updated: January 3



Let's have better conversations about migration.

Thank you!

Let's Connect

yvonesu@yorku.ca

Linkedin: Yvonne Su



Yvonne Su

Director of the Centre for Refugee
Studies 🇨🇦 🌍 Sharing the...

Toronto, Ontario