

Immigration in Cape Breton

IN THE NUMBERS



Admissions of permanent residents have increased across Unama'ki-Cape Breton since 2015.

IRCC, December 31, 2022

▶ TOTAL PERMANENT RESIDENT ADMISSIONS 2015-2022



CBRM
2310



Port Hawkesbury¹
135



Inverness²
175

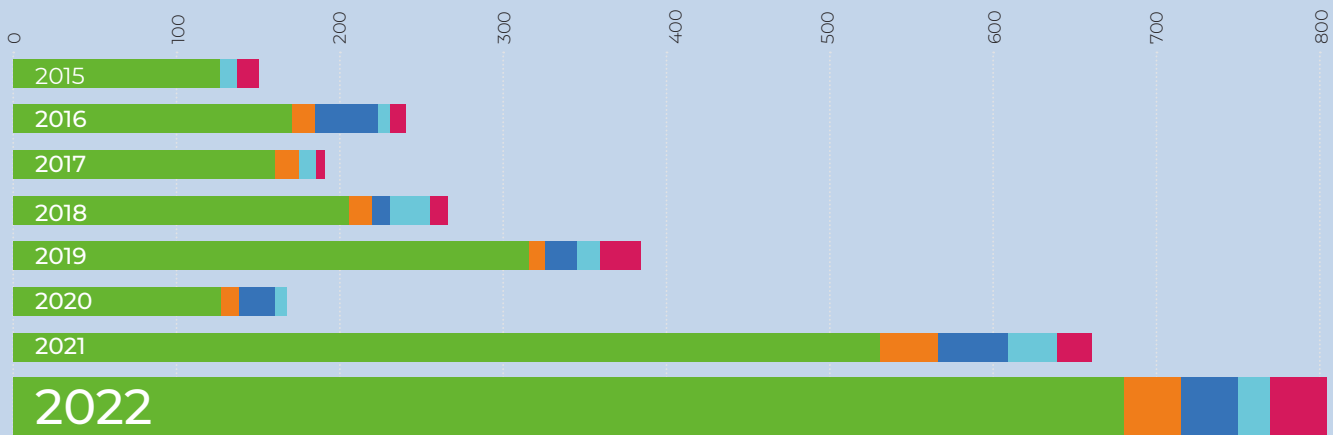


Richmond
120



Victoria
120

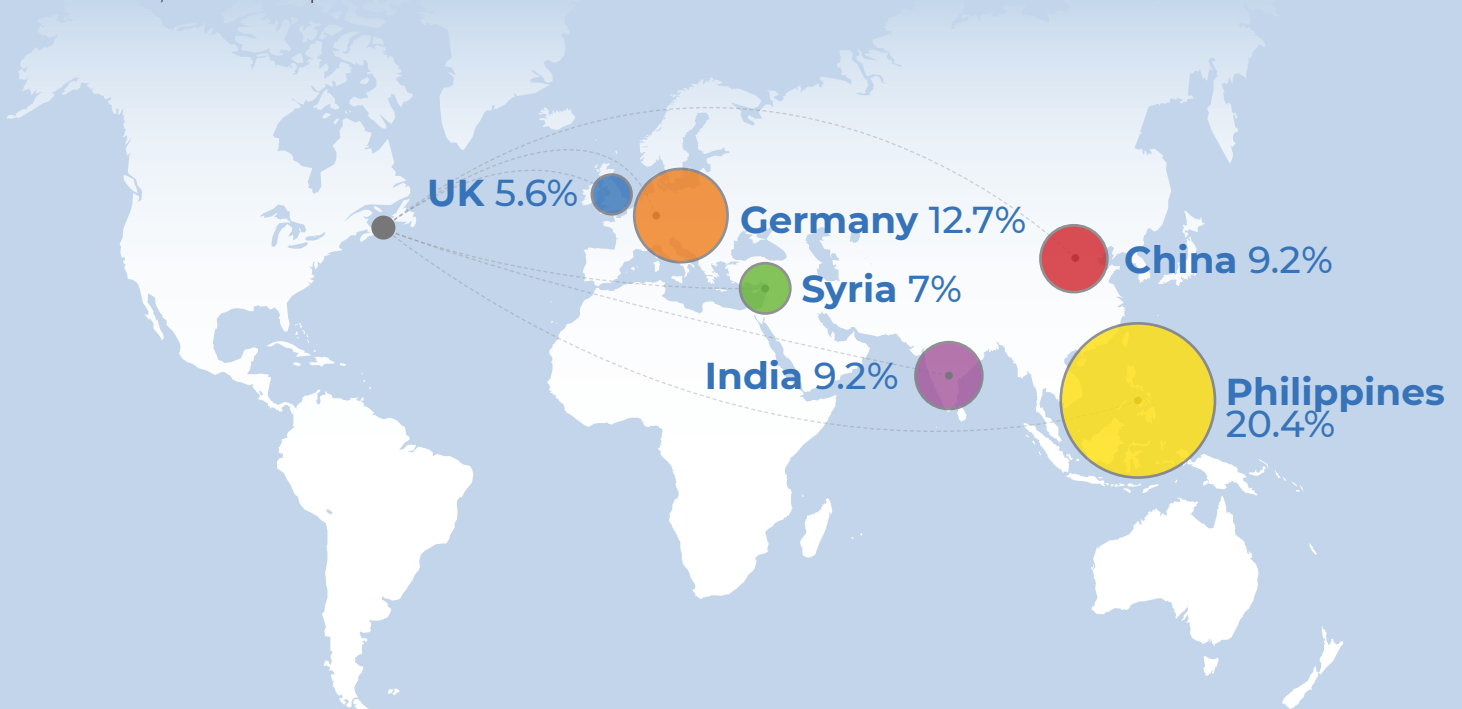
▶ ANNUAL PERMANENT RESIDENT ADMISSIONS



As of May 2021, the top countries of birth for recent immigrants settling in Unama'ki-Cape Breton were:

Recent immigrants are immigrants who first obtained their landed immigrant or permanent resident status in Canada in the five years prior to the 2021 census.

Statistics Canada, 2021 Census of Population



1. Subd. of Inverness
2. Subd. A, B, C of Inverness

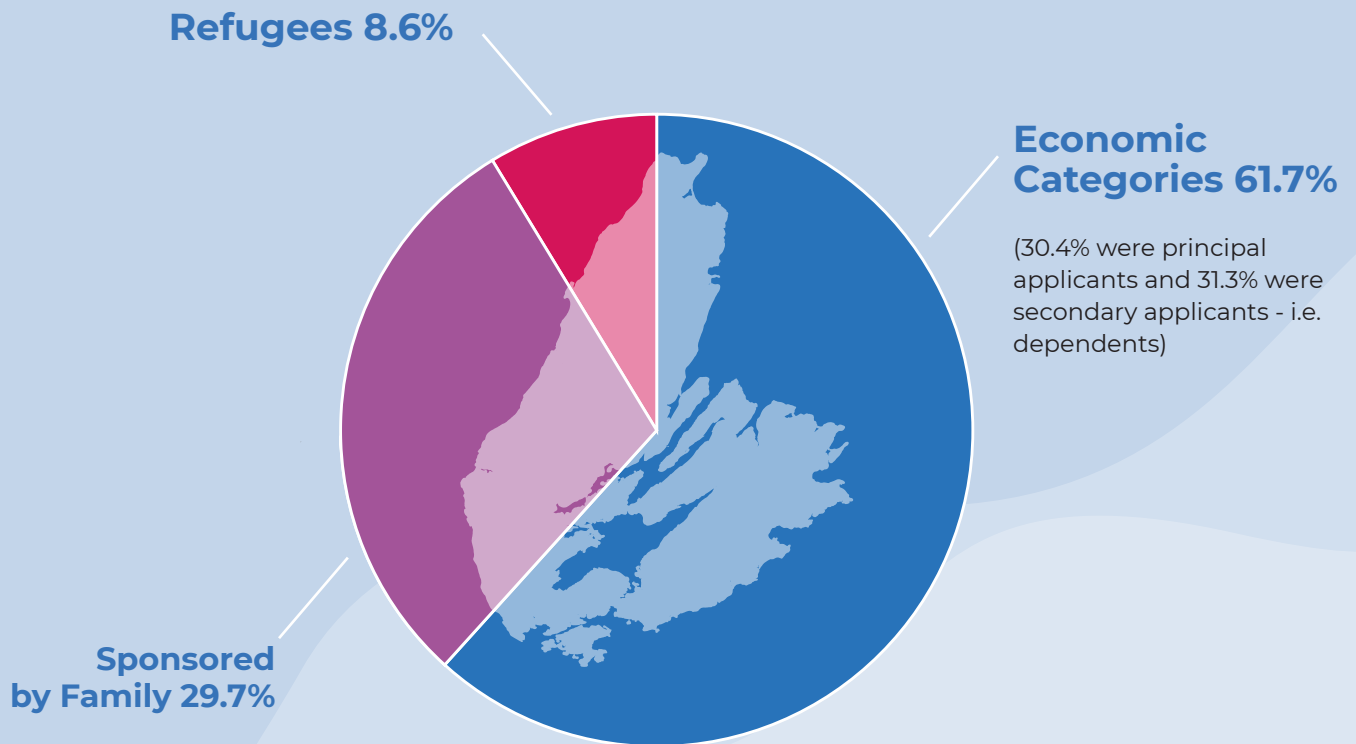
Newcomers contribute to linguistic diversity in our communities. After English, French, and Mi'kmaq, the languages most often spoken at home on the Island in 2021 were:

Statistics Canada, 2021 Census of Population



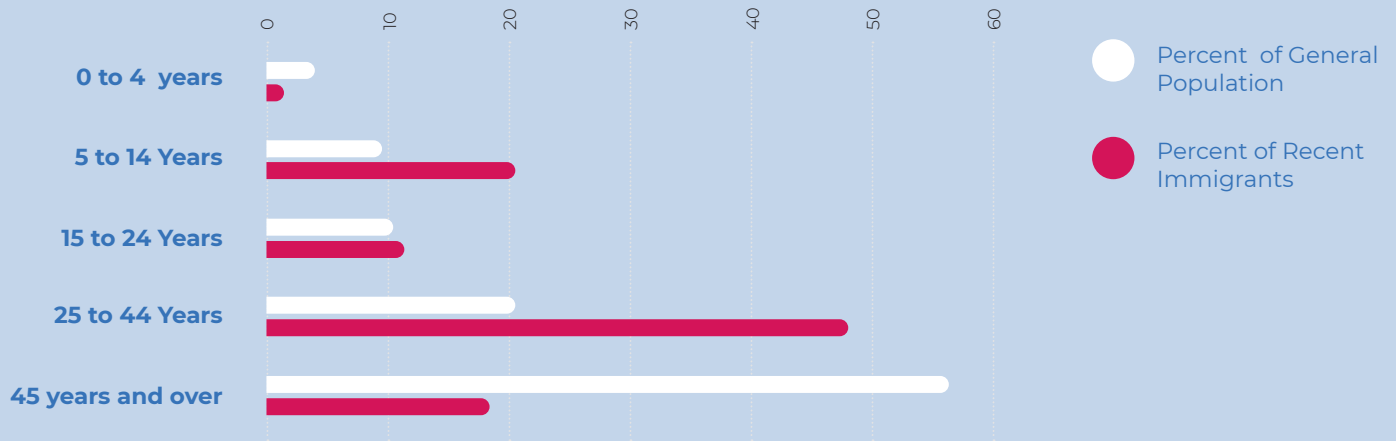
Immigrants come to Canada under different immigration categories. Among those immigrating to Unama'ki-Cape Breton between 1980 to 2021:

Statistics Canada, 2021 Census of Population



On average, recent immigrants were younger than the general population in Unama'ki-Cape Breton. **Almost half of recent immigrants** (those admitted between 2016 and 2021) **were 25 to 44 years old.**

Statistics Canada, 2021 Census of Population



The share of recent immigrants settling in Nova Scotia has nearly tripled since 2006. The province welcomed 1.6% of recent immigrants in Canada in 2021, as compared to only 0.6% in 2006.

Statistics Canada, 2021 Census of Population

9 out of 10 people in Unama'ki-Cape Breton are third generation or more. **5.1% of the population was first generation, 4.7% was second generation, and 90.1% was third generation or more³**

Statistics Canada, 2021 Census of Population

More than 1 out of every 5 immigrants arrived in the past 5 years. Recent immigrants made up 20.2% of the total immigrant population – up from 13.8% at the 2016 census.



Statistics Canada, 2021 Census of Population

3. Statistics Canada defines first generation as persons who were born outside Canada, second generation as persons who were born in Canada but have at least one parent that was born outside of Canada, and third generation or more as persons who were born in Canada with all parents born in Canada.

Are you interested in learning how you or your organization can be involved in helping to welcome immigrants to Cape Breton?

Visit welcometocapebreton.ca to learn how.

The Cape Breton Local Immigration Partnership (CBLIP) is a collaborative initiative designed to foster welcoming communities that support the full participation of newcomers in the social, economic, political and cultural life of Unama'ki-Cape Breton.

For more information, contact: Kailea Pedley, CBLIP Program Manager
902-258-7331 • kailea@capebretonpartnership.com



Funded by:

Financé par :



Immigration, Refugees and Citizenship Canada

Immigration, Réfugiés et Citoyenneté Canada