

The Provincial Nominee Program

***Supporting Attraction and Retention of
Immigrants in Small Communities in
Newfoundland and Labrador***



Overview

- Provincial Nominee Program
 - What it is and Objectives
 - Increasing Immigration to NL
 - Geographic distribution of newcomers
 - Top Source countries
 - Importance of the program

What is the Provincial Nominee Program

- The Provincial Nominee Program (PNP) is made possible by agreement between the Province and Immigration, Refugees, and Citizenship Canada.
- The PNP enables the province to nominate individuals for permanent residency (immigration).
- The Provincial Nominee Program is a part of the federal Economic Class of immigration.

PNP Objectives

- To enhance the provincial economy through the immigration of skilled workers.
- To address particular skill shortages/gaps in identified sectors and regions of the province.
- To increase our population base.
- To enhance our cultural and social development

Provincial Nominations by Calendar Year

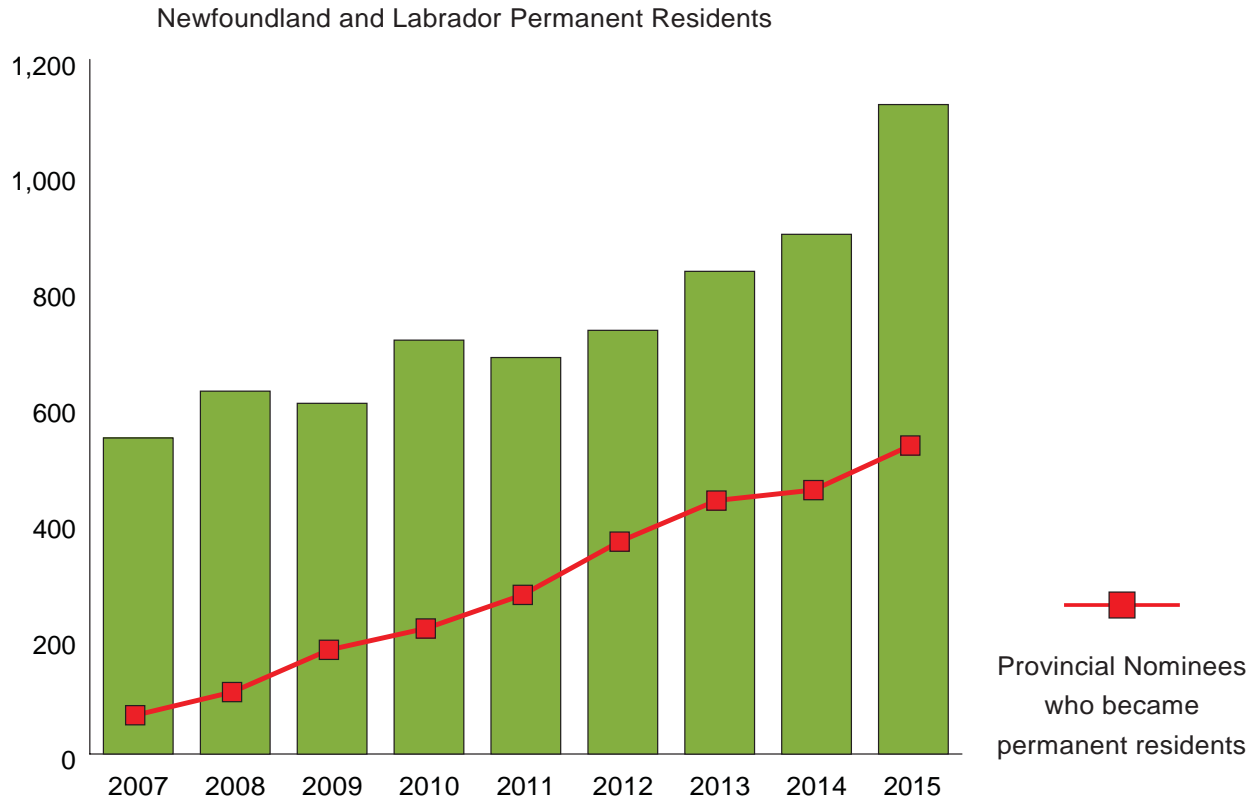
Year	NUMBER OF NOMINATIONS		
	Principal Applicants	Family Members	Total
2007 (April - December)	43	61	104
2008	122	136	258
2009	163	169	332
2010	273	243	516
2011	301	237	538
2012	250	257	507
2013	301	283	584
2014	317	350	667
2015	322	378	700
TOTAL	2,092	2,114	4,206

PNP increasing Immigration to NL

- Newfoundland and Labrador's current annual PNP allocation is 1,050 nominations, which is comprised of 500 base nominations and 550 Express Entry nominations. This means that each year, the Provincial Government can nominate up to a maximum of 1,050 individuals for immigration to the province under the PNP.
- Since 2007 the PNP has assisted over 500 employers :
 - Transitioning Temporary Foreign Workers and International Graduates to permanent residency;
 - Assisting with recruitment of international workers; and
 - Building communities.
- The PNP accounts for over 50% of all immigration to NL
 - Retention rate over 70%

Immigration in NL

Figure 4: Provincial Nominees Contributing to Increased Immigration



Immigration to NL: Who, Why, and Where

Table: Top Countries of Origin for Immigrants to Newfoundland and Labrador, 2015

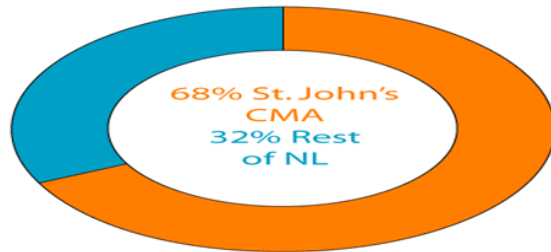
1.	Philippines
2.	Syria
3.	China
4.	India
5.	Eritrea
6.	Sudan
7.	United Kingdom
8.	Iraq
9.	United States of America
10.	Nigeria

Where Immigrants Live in NL Permanent Residents 2011 - 2015

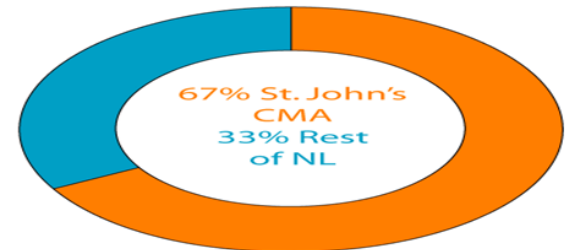


Geographic Distribution

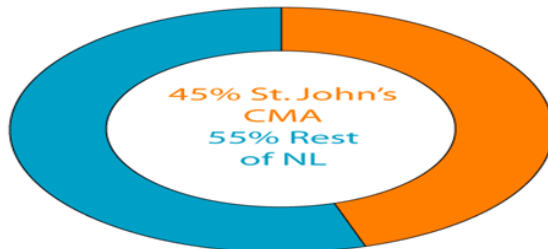
NL Permanent Residents Geographic Distribution 2015



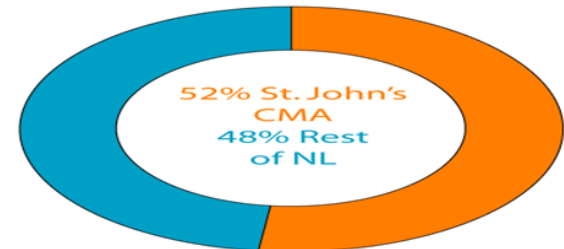
NL Permanent Residents Geographic Distribution 2007 - 2015



NLPNP Geographic Distribution 2015



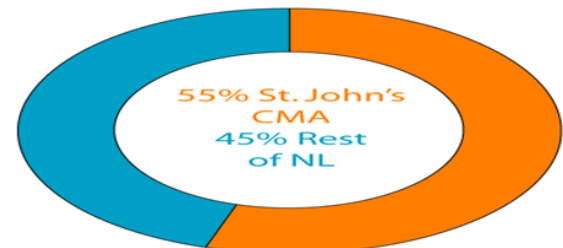
NLPNP Geographic Distribution 2007 - 2015



NLPNP Geographic Distribution 2015 (principal applicants)

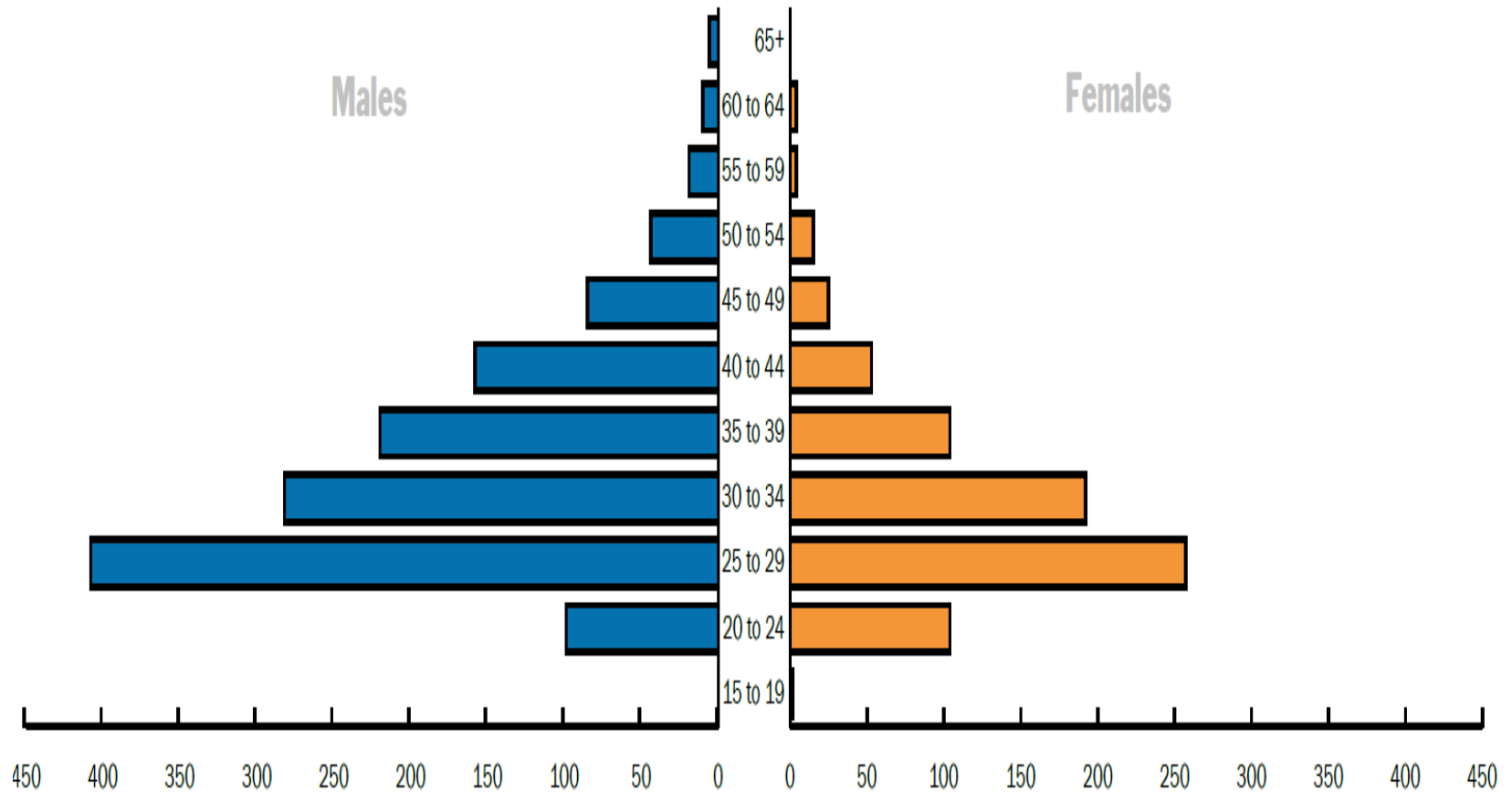


NLPNP Geographic Distribution 2007 - 2015 (principal applicants)



Population Pyramid

Gender Distribution of Principal Applicants



The Future: PNP will still have a role

- The movement of youth from Newfoundland and Labrador to other parts of Canada for work, study, or change of lifestyle.
- Fertility rates in the province are also in decline, representing the lowest in Canada, at 1.37 children per woman. In 2015, the province experienced negative natural change, meaning the number of deaths surpassed the number of births.
- Newfoundland and Labrador's population has the highest median age in Canada at 45 years.
- Current provincial projections suggest that by 2025, the province will experience a 10 per cent decline in working-age residents, meaning nearly 35,000 fewer people in our provincial labour market.
- Demographic factors have also shifted the worker replacement rate in the province – for every 100 new entrants to the Newfoundland and Labrador labour market in 2015, there were 125 exiting.

Building Communities

- Increase in the population of ethnic communities throughout NL.
- Continue to work with employers and municipalities to identify needs.
- Pending new provincial Immigration Strategy.
- Atlantic Immigration Pilot Project.

Thank You

Office of Immigration and Multiculturalism
Advanced Education, Skills and Labour

www.nlpnp.ca

www.nlimmigration.ca